

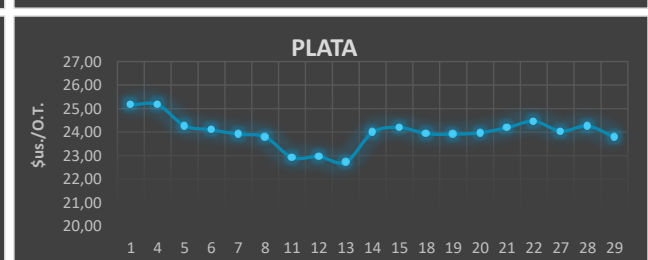
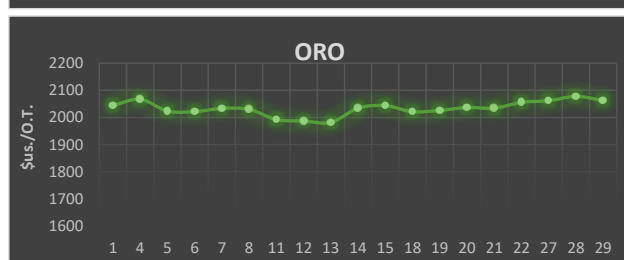
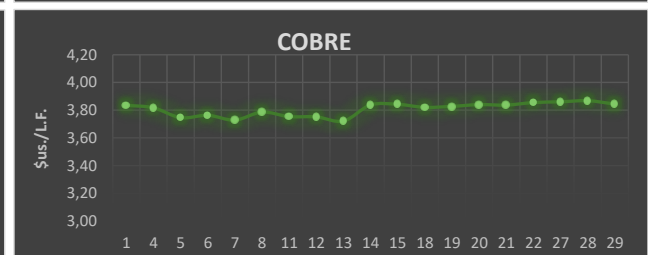
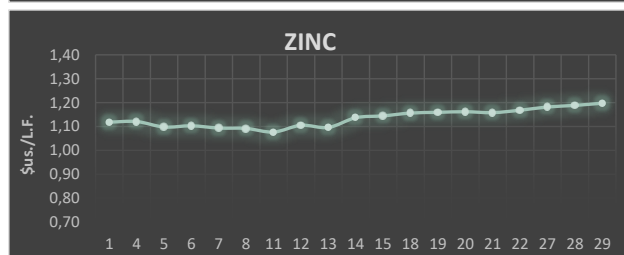
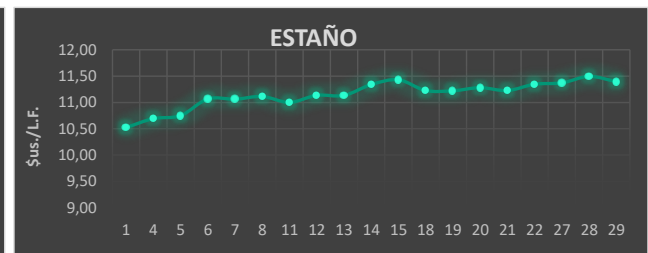
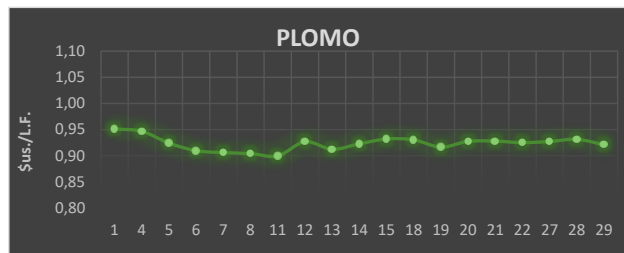
DICIEMBRE
2023

PRECIOS DE MINERALES METAL BULLETIN



ESTADO PLURINACIONAL DE
BOLIVIA
MINISTERIO DE
MINERÍA Y METALURGIA

DÍA	ESTAÑO \$/L.F.	PLOMO \$/L.F.	ZINC \$/L.F.	COBRE \$/L.F.	BISMUTO \$/L.F.	ANTIMONIO \$/T.M.F.	WOLFRAM \$/T.M.F.	PLATA \$/O.T.	ORO \$/O.T.	IRON & STEEL			INDIO \$/Kg
										ORE	BILLET	SLABS	
										Hierro Concent. China \$/T.M.	Lat Am \$/T.M.	Lat Am \$/T.M.	
1	10,5233	0,9512	1,1181	3,8351	3,75	11200,00		25,16	2044,55	133,28	500,00	630,00	230,00
4	10,6934	0,9466	1,1206	3,8170				25,17	2066,95	131,17			
5	10,7501	0,9240	1,0977	3,7458				24,27	2023,45	131,22			
6	11,0677	0,9095	1,1027	3,7630	3,75	11200,00	16903,70	24,10	2021,40	133,65			230,00
7	11,0631	0,9058	1,0934	3,7285				23,91	2033,30	135,81			
8	11,1130	0,9040	1,0918	3,7861	3,75	11200,00		23,79	2030,00	137,13		670,00	230,00
11	11,0019	0,8995	1,0766	3,7535				22,92	1991,95	137,09			
12	11,1357	0,9267	1,1050	3,7517				22,96	1986,90	137,60			
13	11,1334	0,9122	1,0959	3,7215	3,75	11200,00	16843,20	22,73	1981,55	135,43			230,00
14	11,3398	0,9226	1,1367	3,8378				23,99	2034,10	135,81			
15	11,4305	0,9319	1,1444	3,8422	3,75	11300,00		24,19	2043,65	135,66		700,00	230,00
18	11,2264	0,9303	1,1562	3,8202				23,94	2020,95	134,16			
19	11,2219	0,9163	1,1592	3,8274				23,91	2026,00	133,83			
20	11,2808	0,9274	1,1617	3,8401	3,75	11500,00	17010,00	23,97	2036,35	134,79			230,00
21	11,2264	0,9278	1,1580	3,8369				24,19	2034,30	137,70			
22	11,3466	0,9249	1,1680	3,8549	3,70	11600,00		24,46	2055,60	139,95		700,00	230,00
27	11,3716	0,9271	1,1816	3,8605	3,70	11600,00	16997,85	24,04	2061,70	141,92			230,00
28	11,4940	0,9312	1,1882	3,8682				24,26	2077,80	139,52			
29	11,3965	0,9210	1,1975	3,8442	3,70	11600,00		23,79	2062,40	140,98			230,00



ELABORACIÓN: MINISTERIO DE MINERÍA Y METALURGIA - UNIDAD DE ANÁLISIS Y POLÍTICA MINERA

Fuente: London Metal Exchange - MB