

MARZO
2024

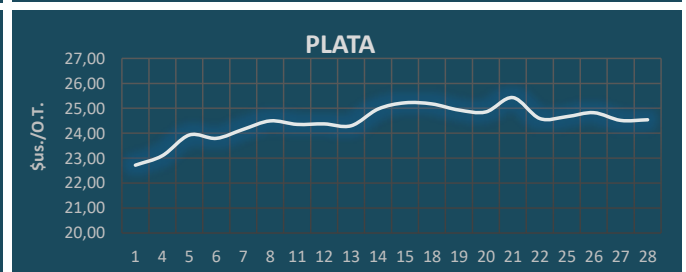
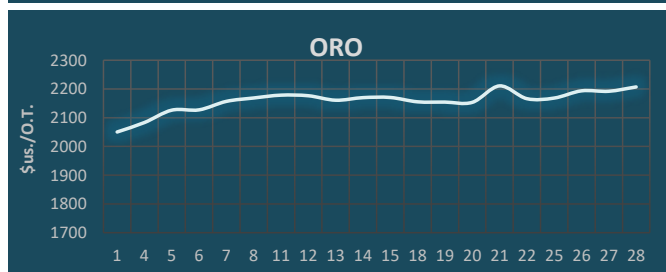
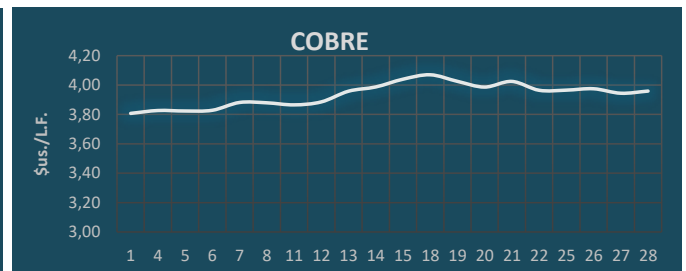
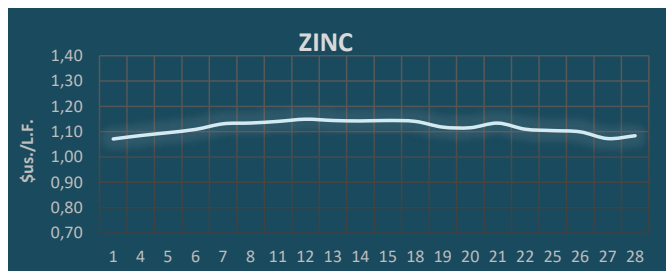
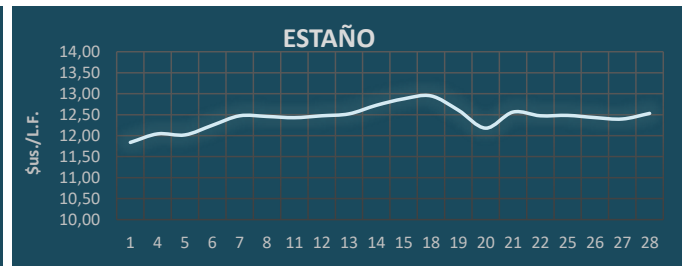
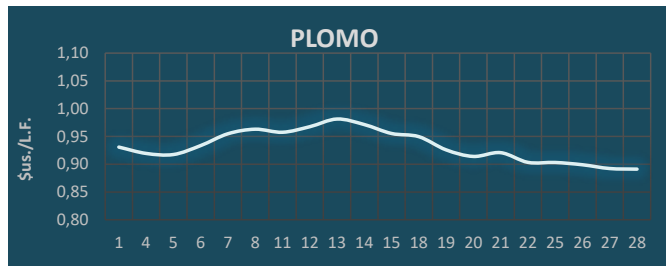
PRECIOS DE MINERALES METAL BULLETIN



ESTADO PLURINACIONAL DE
BOLIVIA

MINISTERIO DE
MINERÍA Y METALURGIA

DÍA	ESTAÑO \$/L.F.	PLOMO \$/L.F.	ZINC \$/L.F.	COBRE \$/L.F.	BISMUTO \$/L.F.	ANTIMONIO \$/T.M.F.	WOLFRAM \$/T.M.F.	PLATA \$/O.T.	ORO \$/O.T.	IRON & STEEL			INDIO \$/Kg
										ORE	BILLET	SLABS	
										Hierro Concent. China \$/T.M.	Lat Am \$/T.M.	Lat Am \$/T.M.	
1	11,8388	0,9308	1,0714	3,8070	3,70	13400,00		22,72	2050,30	115,64	500,00	630,00	235,00
4	12,0429	0,9194	1,0850	3,8267				23,10	2083,15	117,54			
5	12,0179	0,9174	1,0963	3,8233				23,93	2126,25	116,48			
6	12,2470	0,9335	1,1093	3,8283	3,75	13400,00	17293,05	23,80	2127,35	117,34			235,00
7	12,4738	0,9548	1,1313	3,8814				24,16	2156,85	118,61			
8	12,4579	0,9630	1,1344	3,8791	3,80	13400,00		24,50	2168,65	116,93		610,00	250,00
11	12,4284	0,9575	1,1408	3,8651				24,36	2178,45	108,90			
12	12,4738	0,9675	1,1494	3,8852				24,38	2176,40	110,33			
13	12,5192	0,9813	1,1444	3,9580	3,80	13400,00	17514,00	24,30	2160,85	107,19			240,00
14	12,7233	0,9714	1,1426	3,9871				24,97	2169,80	104,18			
15	12,8775	0,9553	1,1444	4,0397	3,80	13400,00		25,22	2170,35	100,50		600,00	240,00
18	12,9478	0,9496	1,1408	4,0699				25,18	2155,30	104,47			
19	12,6076	0,9258	1,1181	4,0252				24,93	2154,30	107,61			
20	12,1790	0,9140	1,1158	3,9862	3,80	13300,00	17501,40	24,86	2153,40	106,80			240,00
21	12,5622	0,9208	1,1340	4,0247				25,43	2210,65	110,81			
22	12,4738	0,9033	1,1099	3,9644	3,85	13300,00		24,59	2166,25	109,59		600,00	240,00
25	12,4829	0,9031	1,1045	3,9653				24,67	2168,35	108,89			
26	12,4307	0,8990	1,0995	3,9748				24,83	2193,45	104,67			
27	12,3967	0,8922	1,0730	3,9442	3,85	13200,00	17494,95	24,52	2192,05	101,16			240,00
28	12,5305	0,8911	1,0841	3,9590				24,54	2207,00	101,76			



ELABORACIÓN: MINISTERIO DE MINERÍA Y METALURGIA - UNIDAD DE ANÁLISIS Y POLÍTICA MINERA

Fuente: London Metal Exchange - MB