

JUNIO
2024

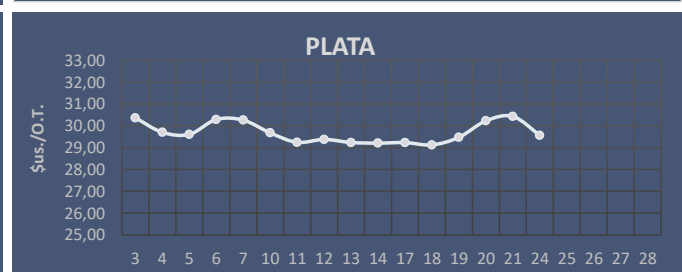
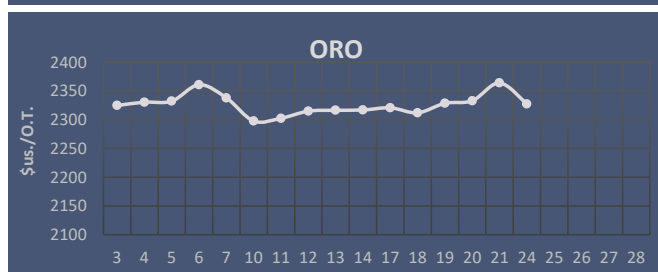
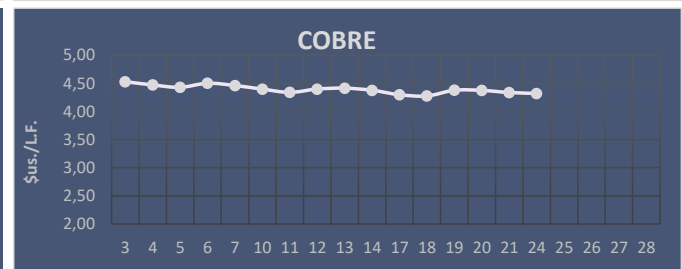
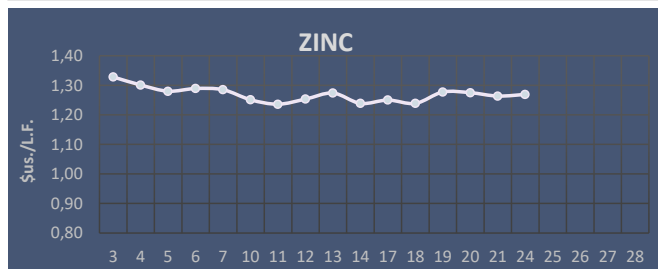
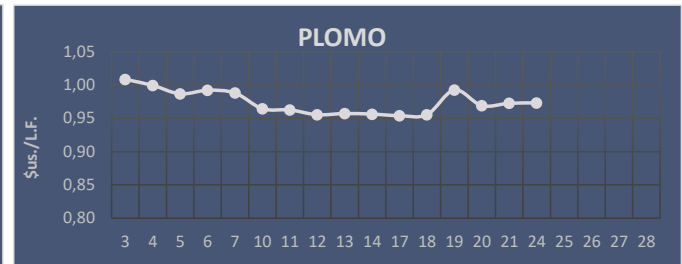
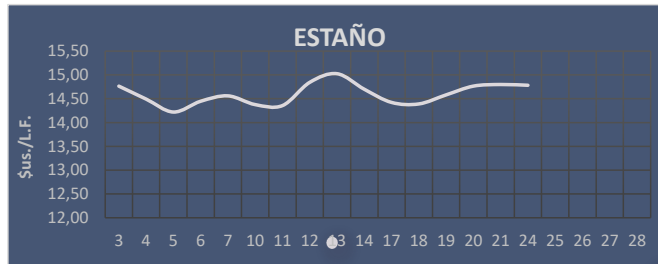
PRECIOS DE MINERALES METAL BULLETIN



ESTADO PLURINACIONAL DE
BOLIVIA

MINISTERIO DE
MINERÍA Y METALURGIA

DÍA	ESTAÑO \$/L.F.	PLOMO \$/L.F.	ZINC \$/L.F.	COBRE \$/L.F.	BISMUTO \$/L.F.	ANTIMONIO \$/T.M.F.	WOLFRAM \$/T.M.F.	PLATA \$/O.T.	ORO \$/O.T.	IRON & STEEL			INDIO \$/Kg
										ORE	BILLET	SLABS	
										Hierro Concent. China \$/T.M.	Lat Am \$/T.M.	Lat Am \$/T.M.	
3	14,7644	1,0083	1,3281	4,5291				30,37	2324,70	109,96			
4	14,4923	0,9993	1,3009	4,4715				29,71	2330,50	107,36			
5	14,2201	0,9866	1,2800	4,4289	5,70	21700,00	20700,00	29,61	2332,25	106,28			
6	14,4469	0,9920	1,2891	4,5019				30,30	2360,85	108,18			
7	14,5603	0,9879	1,2850	4,4611	6,00	22000,00		30,27	2338,00	109,02			
10	14,3766	0,9643	1,2510	4,3971				29,68	2297,65	107,16			
11	14,3562	0,9625	1,2360	4,3393				29,25	2302,50	104,01			
12	14,8438	0,9553	1,2533	4,3985	6,00	22000,00	20532,20	29,38	2314,90	104,49			
13	15,0252	0,9571	1,2737	4,4144				29,24	2316,35	106,32			
14	14,6987	0,9562	1,2388	4,3767	6,00	22200,00		29,21	2316,90	107,32			
17	14,4220	0,9539	1,2501	4,2982				29,24	2320,70				
18	14,3902	0,9553	1,2388	4,2751				29,13	2312,05				
19	14,5807	0,9925	1,2773	4,3776				29,48	2328,60				
20	14,7644	0,9689	1,2750	4,3749				30,23	2332,95				
21	14,7985	0,9725	1,2635	4,3373				30,44	2364,00				
24	14,7826	0,9730	1,2692	4,3205				29,56	2327,20				
25													
26													
27													
28													



ELABORACIÓN: MINISTERIO DE MINERÍA Y METALURGIA - UNIDAD DE ANÁLISIS Y POLÍTICA MINERA

Fuente: London Metal Exchange - MB